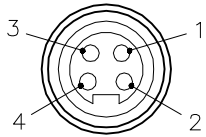
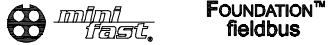


FEMALE END VIEW

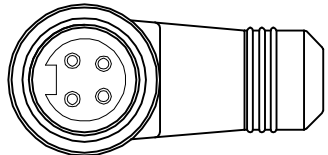
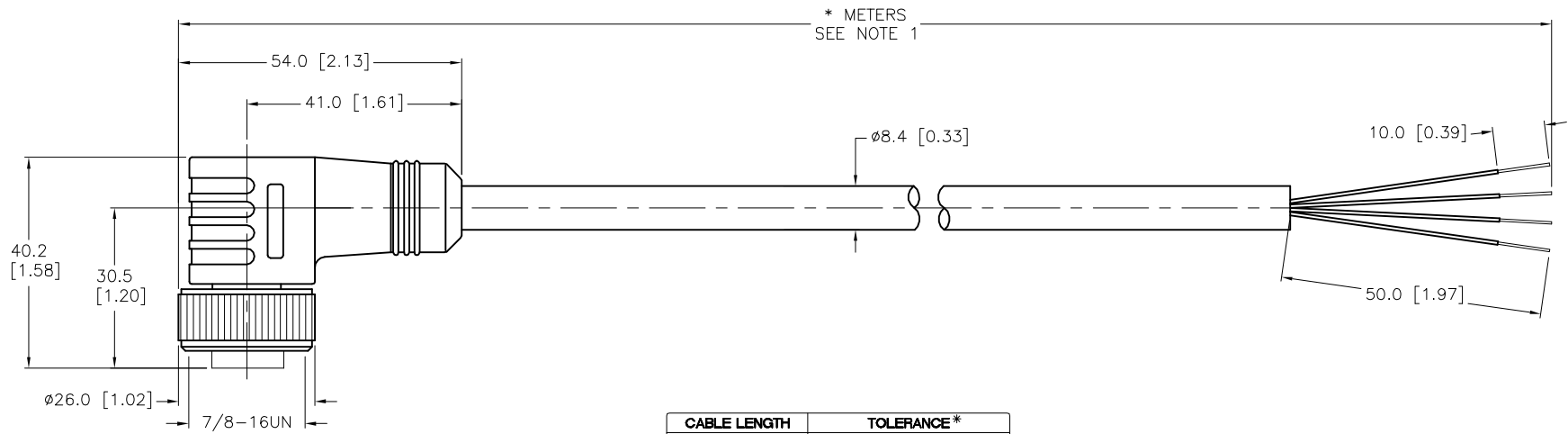


- 1 = BLUE (- VOLTAGE)
- 2 = BROWN (+ VOLTAGE)
- 3 = BARE (SHIELD)
- 4 = GREEN/YELLOW (GROUND)



SPECIFICATIONS

CONTACT CARRIER MATERIAL/COLOR	TPU/YELLOW
MOLDED MATERIAL/COLOR	TPU/YELLOW
COUPLING NUT MATERIAL/FINISH	STAINLESS STEEL/PASSIVATED
CONTACT MATERIAL/PLATING	BRASS/GOLD
RATED CURRENT [A]	9.0 A
RATED VOLTAGE [V]	600 V
CABLE JACKET/COLOR	PVC/BLUE
CONDUCTOR INSULATION MATERIAL	XLPE (DATA), PVC (GROUND)
NUMBER OF CONDUCTORS [AWG]	3x18 AWG
DRAIN/SHIELD	20 AWG/ALUMINUM POLYESTER FOIL
TEMPERATURE RATING	-40°C to +105°C (-40°F to +221°F)
PROTECTION CLASS	NEMA 1,3,4,4X,6P,12 & IECIP67,IP68,IP69,IP69K



CABLE LENGTH	TOLERANCE*
ALL LENGTHS	+ 4% (OR 50mm) OF LENGTH - 0% (OR 0mm) OF LENGTH WHICHEVER IS GREATER
STRIP LENGTH	TOLERANCE*
0-7mm	±0.5mm
8-29mm	±1.0mm
30-49mm	±2.0mm
50-69mm	±3.0mm
70-100mm	±4.0mm
OVER 100mm	±5.0mm

* UNLESS OTHERWISE SPECIFIED

SOURCE DRAWING - FOR REFERENCE ONLY

NOTES:

- "*" INDICATES CABLE LENGTH IN METERS. CONTACT TURCK TO ORDER SPECIFIC LENGTHS.

RELATED DOCUMENTS		3RD ANGLE PROJECTION		THIS DRAWING IS CONFIDENTIAL AND THE PROPERTY OF TURCK INC. USE OF THIS DOCUMENT WITHOUT WRITTEN PERMISSION IS PROHIBITED.		<p>3000 CAMPUS DRIVE MINNEAPOLIS, MN 55441 1-800-544-7769 (763) 553-7300 (763) 553-0708 fax www.turck.us</p>	
1. 2. 3. 4.				DRFT RDS DATE 09/20/05 APVD SCALE 1=1.3		DESCRIPTION WKV 490B- * M	
MATERIAL		ALL DIMENSIONS DISPLAYED ON THIS DRAWING ARE FOR REFERENCE ONLY		UNIT OF MEASUREMENT MILLIMETER [INCH]		IDENTIFICATION NO.	
FINISH		CONTACT TURCK FOR MORE INFORMATION		DO NOT SCALE THIS DRAWING		REV F	
F	UPDATE PROTECTION CLASS	CBM	04/13/21	76628	FILE: 777007309		
REV	DESCRIPTION	BY	DATE	ECO NO.	SHEET 1 OF 1		